

NCHA and NIU Data Dashboards

2011, 2013, 2015

Tobacco and Other Drugs

Evelyn Comber
January 31, 2017

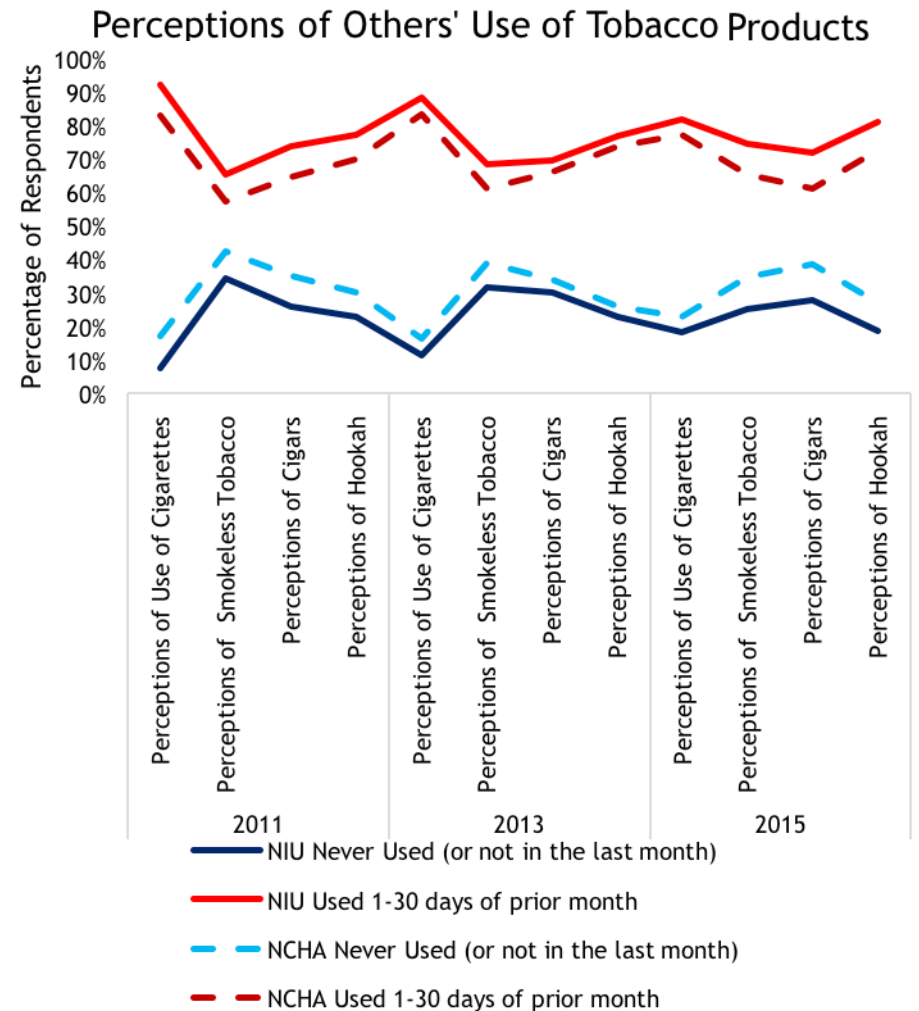
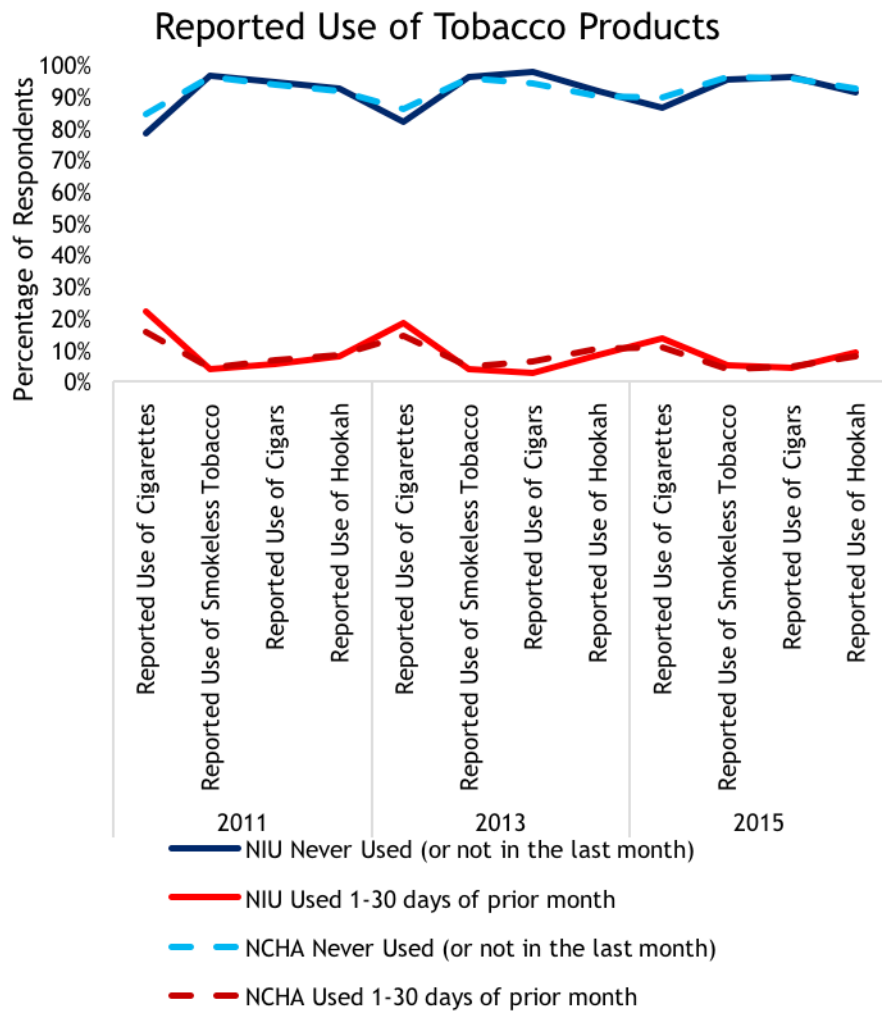


NORTHERN ILLINOIS UNIVERSITY

Wellness Promotion

Division of Student Affairs

NIU Does Not Differ from NCHA Reference Group in Reported Use and Perceptions of Others' Use of Tobacco-Related Products*



Note. *Tobacco-Related Products include cigarettes, tobacco from a water pipe (hookah), cigars, little cigars, clove cigarettes, and smokeless tobacco

An NIU sampling of students indicated that a majority of students reported not using a tobacco-related product in the past 30 days. NIU undergraduates believe other students are using a much higher percentage of tobacco-related products than they report using. The tobacco-product consistently reported as being used more often than the others is cigarettes, followed by hookah, cigars, and smokeless tobacco. There is a decrease in the percentage of individuals who indicate that they smoked cigarettes in the past 30 days. These trends in reported use and perceptions of others' use are comparable to those reported by the NCHA* reference group.

*National College Health Assessment

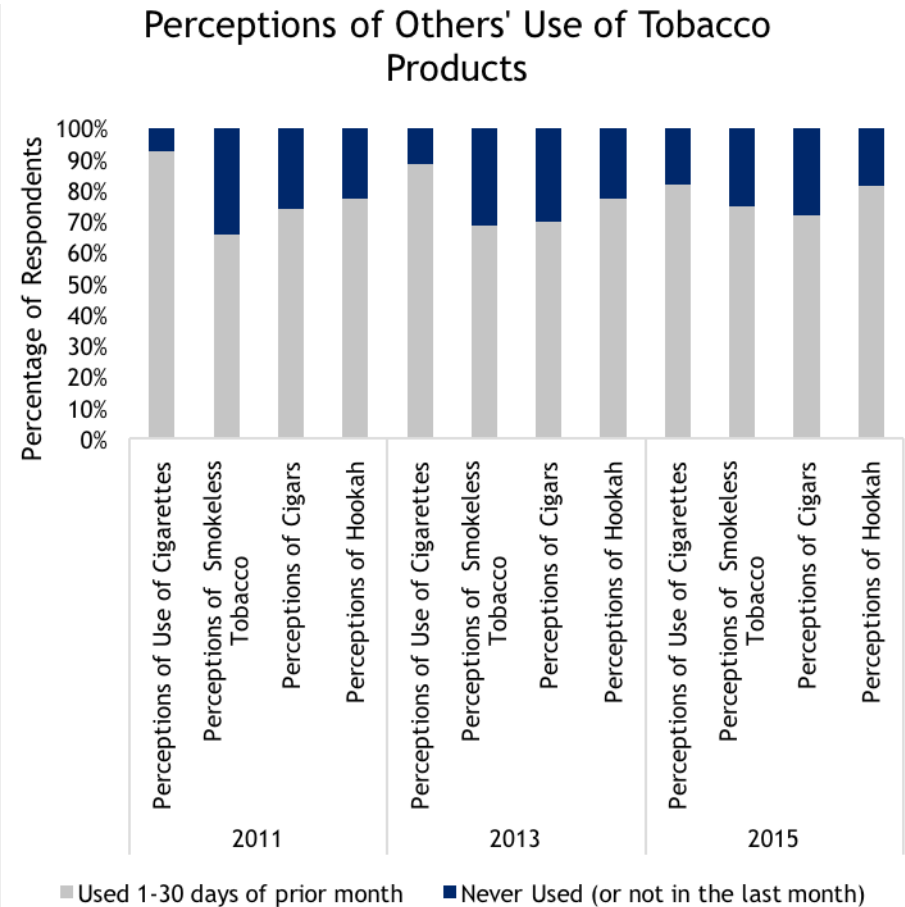
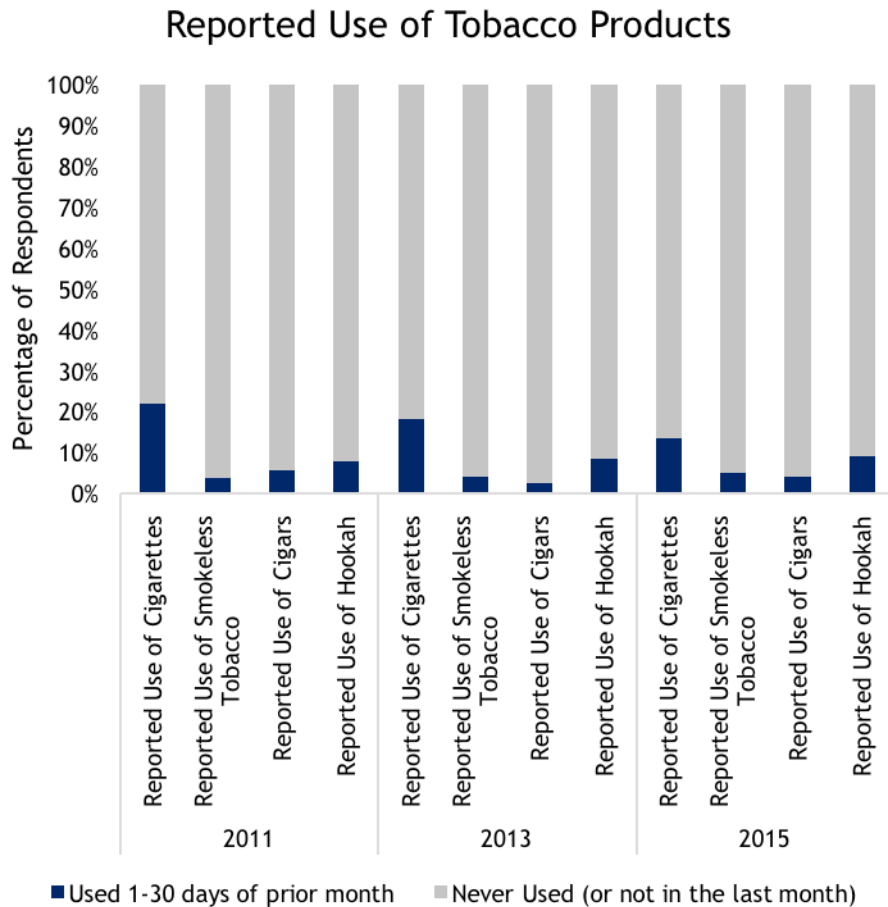


NORTHERN ILLINOIS UNIVERSITY

Wellness Promotion

Division of Student Affairs

Reported Use and Perceptions of Others' Use of Tobacco-Related Products* by NIU Undergraduate Students



Note. *Tobacco-Related Products include cigarettes, tobacco from a water pipe (hookah), cigars, little cigars, clove cigarettes, and smokeless tobacco

Regardless of the tobacco product*, a clear majority of NIU undergraduate participants indicated never using or not using in the last month. In comparison to the other tobacco-related products, more NIU undergraduate students are reporting smoking cigarettes in the last 30 days. There is a downward trend in those indicating that they used cigarettes in the last 30 days. When asking NIU undergraduates their perceptions of other students' use of tobacco products, the majority indicated that they thought other students were using them more often than the reported use of the products.

*National College Health Assessment

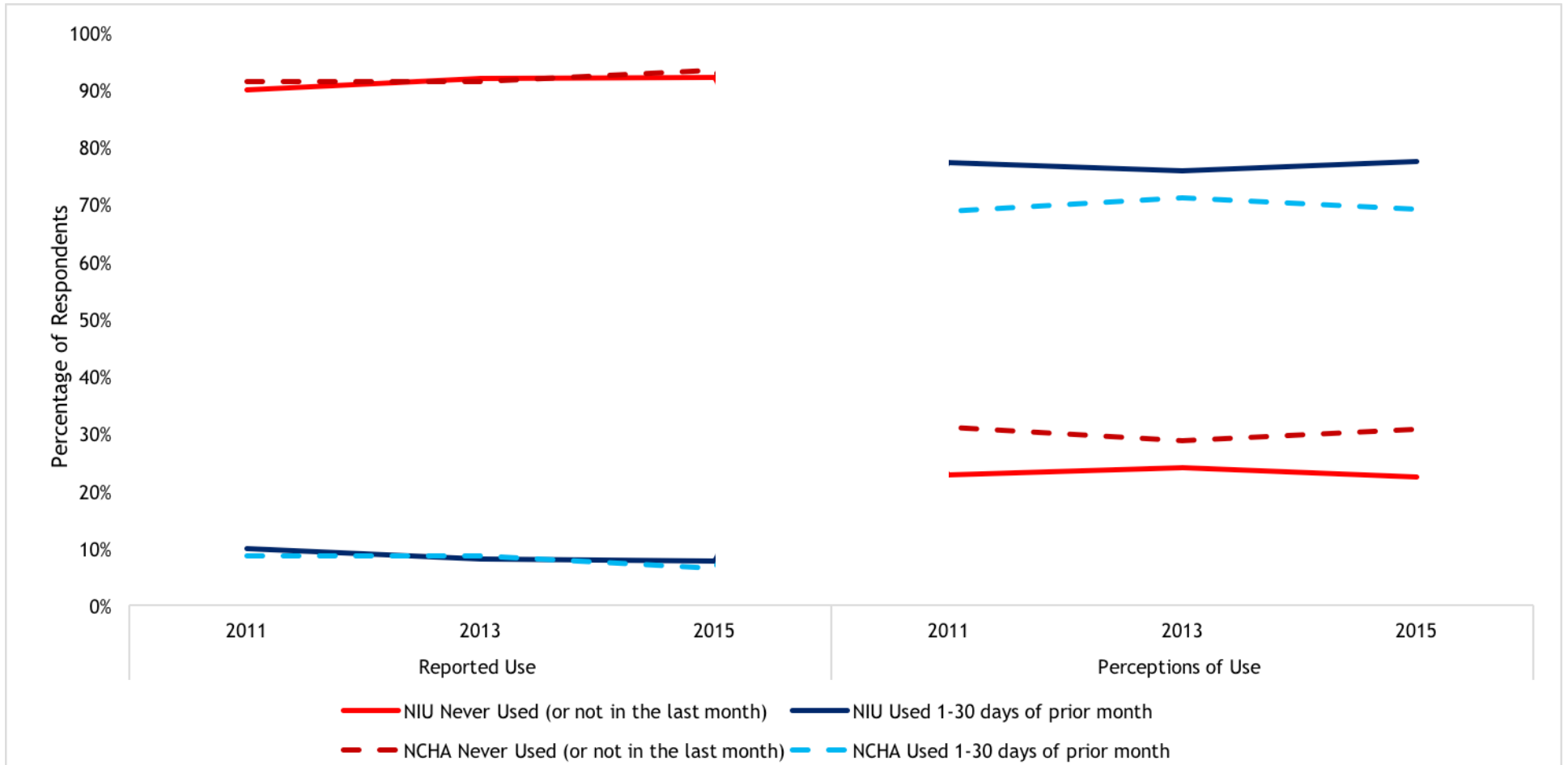


NORTHERN ILLINOIS UNIVERSITY

Wellness Promotion

Division of Student Affairs

Reported Use and Perceptions of Others' Use of Tobacco Products* (NIU compared to NCHA Reference Group)



Note. *Tobacco-Related Products include cigarettes, tobacco from a water pipe (hookah), cigars, little cigars, clove cigarettes, and smokeless tobacco

An NIU sampling of students indicated that a majority of students reported not using a tobacco-related product in the past 30 days. NIU undergraduates believe other students are using a much higher percentage of tobacco-related products than they report using. The tobacco-product consistently reported as being used more often than the others is cigarettes, followed by hookah, cigars, and smokeless tobacco. There is a decrease in the percentage of individuals who indicate that they smoked cigarettes in the past 30 days. These trends in reported use and perceptions of others' use are comparable to those reported by the National College Health Assessment (NCHA) reference group.

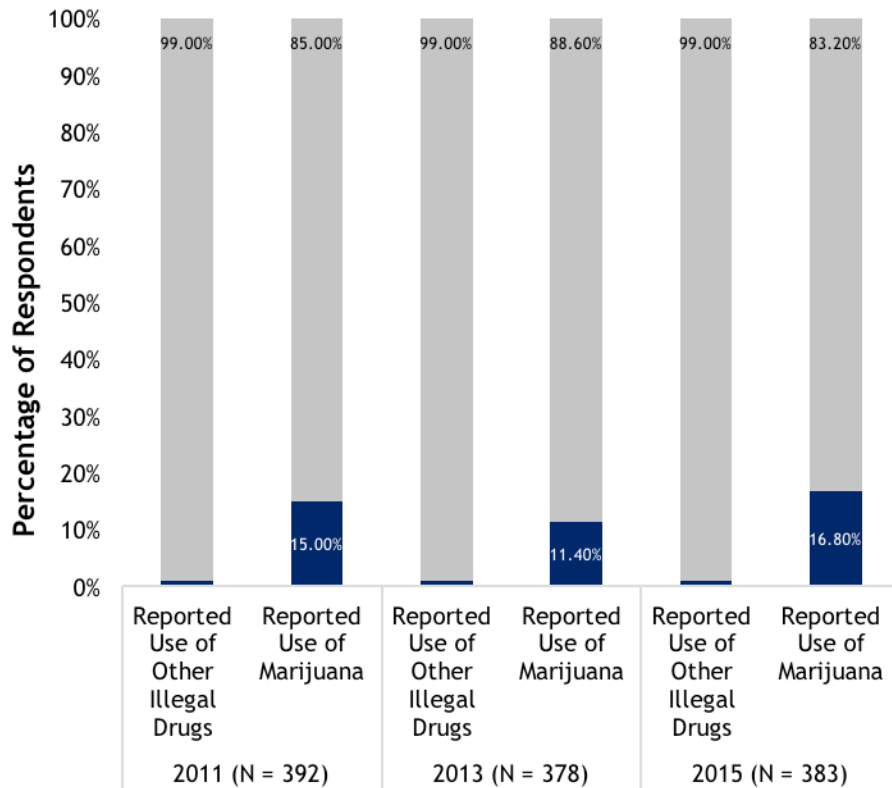
*National College Health Assessment



NORTHERN ILLINOIS UNIVERSITY
Wellness Promotion
Division of Student Affairs

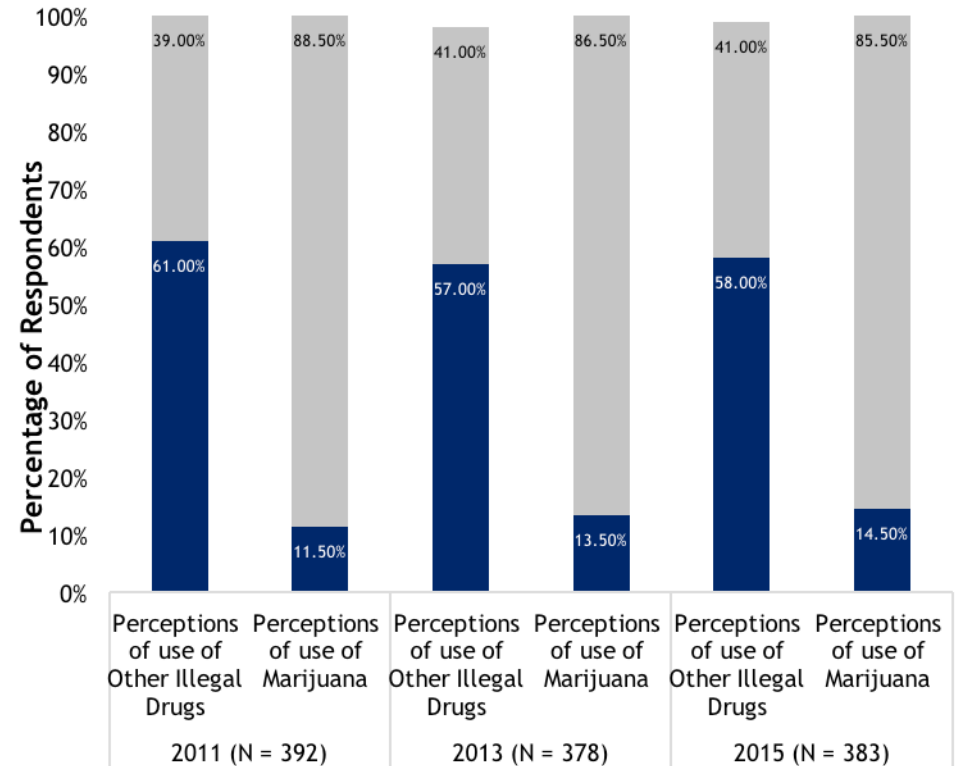
Reported Use and Perceptions of Use of Marijuana and Other Illegal Drugs* by NIU Students

Reported Use of Various Drugs



- Never Used (or not in the last month): Illegal Drugs - 2011 (99%), 2013 (99%), 2015 (99%); Marijuana: 2011 (85%), 2013 (88.6%), 2015 (83.2%)
- Used 1-30 days of prior month: Illegal Drugs - 2011 (1%), 2013 (1%), 2015 (1%); Marijuana: 2011 (15%), 2013 (11.4%), 2015 (16.8%)

Perceptions of Others' Use of Various Drugs



- Never Used (or not in the last month): Illegal Drugs - 2011 (61%), 2013 (57%), 2015 (58%); Marijuana: 2011 (11.5%), 2013 (13.5%), 2015 (14.5%)
- Used 1-30 days of prior month: Illegal Drugs - 2011 (39%), 2013 (43%), 2015 (42%); Marijuana: 2011 (88.5%), 2013 (86.5%), 2015 (85.5%)

*Other Illegal Drugs include Amphetamine, Cocaine, Hallucinogen, Inhalants, MDMA, Methamphetamines, Opiates, Sedatives, Steroids, and Other

A clear majority of NIU undergraduate participants indicated never using or not using drugs in the last month, regardless of the drug. However, in comparison to other illegal drugs*, more NIU undergraduate students are reporting using marijuana in the last 30 days.

Undergraduate participants' perceptions of other students' illegal drug use indicated they thought other students were using more often than the reported use of the substance. Additionally, when assessing marijuana perceptions, the majority of undergraduates indicated that they thought other students were using marijuana more often than the reported use of the substance.

*National College Health Assessment

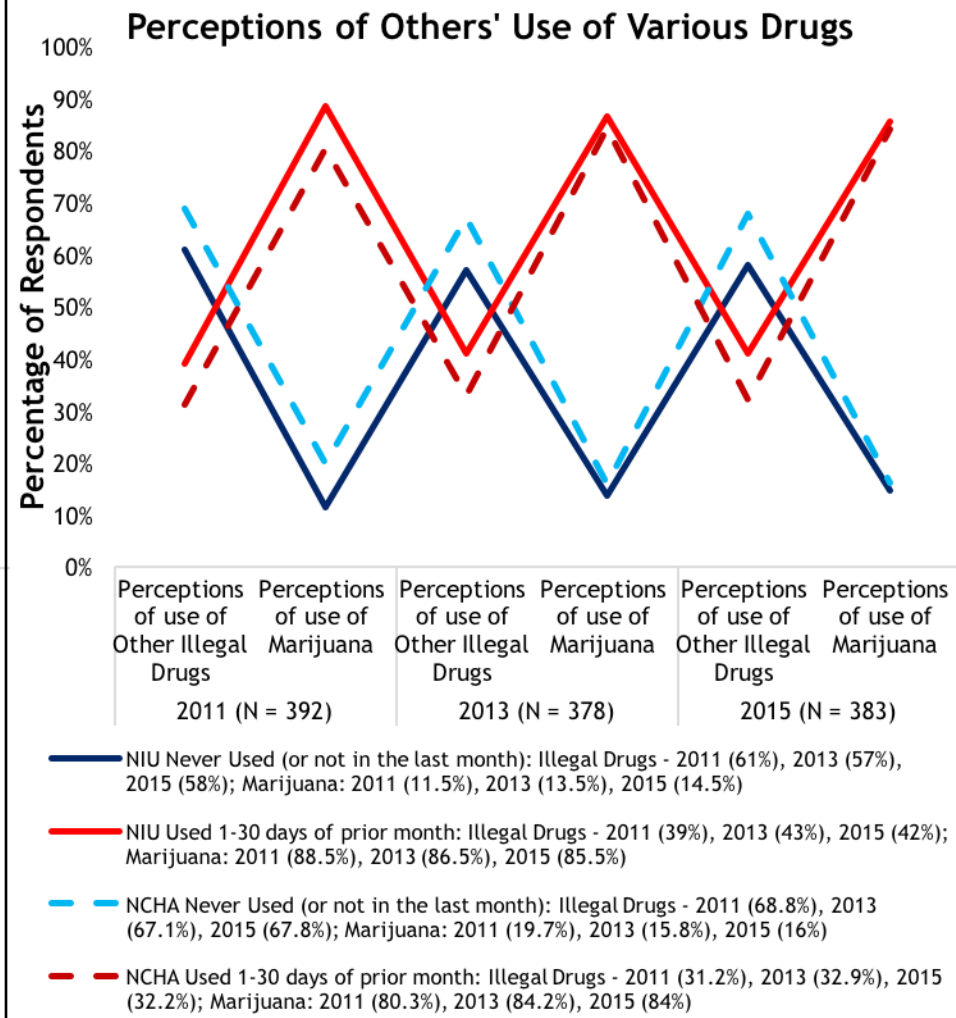
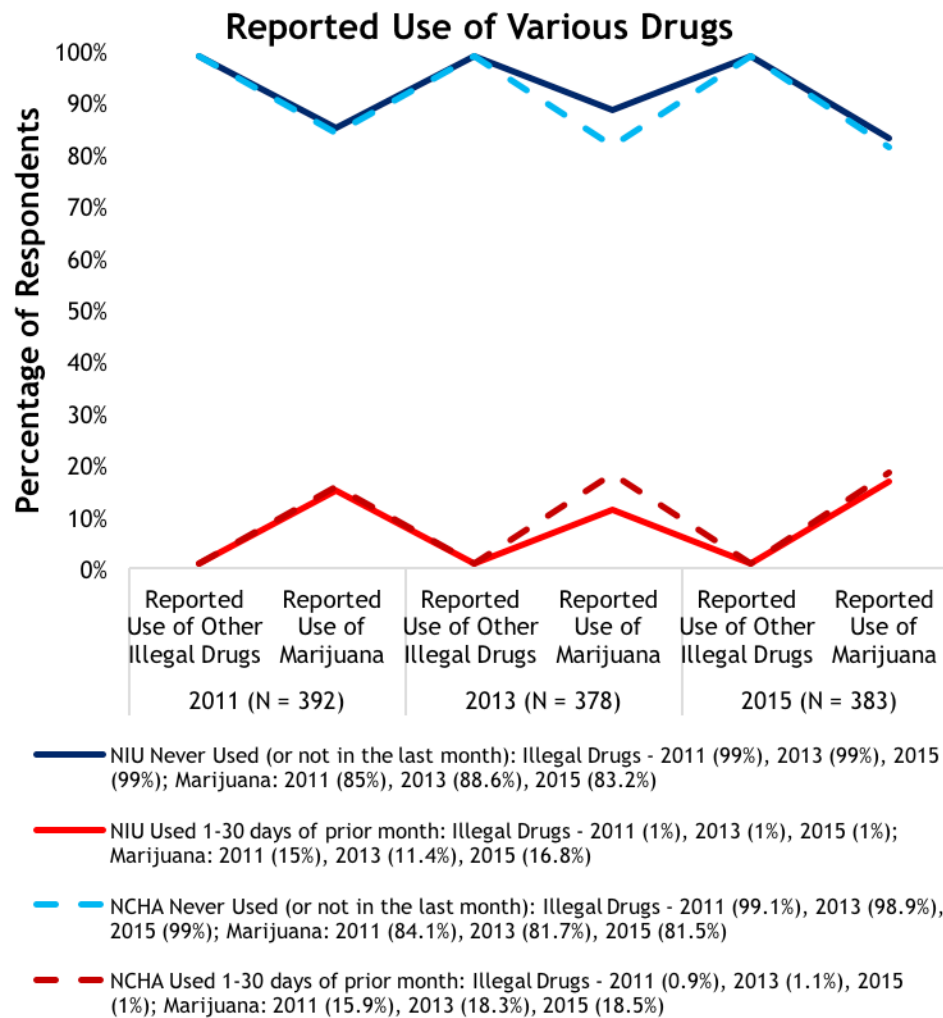


NORTHERN ILLINOIS UNIVERSITY

Wellness Promotion

Division of Student Affairs

NIU Does Not Differ from NCHA* Reference Group in Reported Use and Perceptions of Others' Use of Drugs**



**Other Illegal Drugs include Amphetamine, Cocaine, Hallucinogen, Inhalants, MDMA, Methamphetamines, Opiates, Sedatives, Steroids, and Other

NIU undergraduate participants reported using a minimal amount of illegal drugs. However, NIU students believe other students are using a much higher percentage of drugs than they report using themselves. Both reported marijuana non-use and other illegal drugs** non-use has remained relatively stable over the years. Reported perception of others marijuana use is dropping by a percentage point or two each year while the perception of other students' other illegal drug non-use is also dropping slightly across the years. The trends in reported use and perceptions of use of others are comparable to those reported by the NCHA* reference group.

*National College Health Assessment

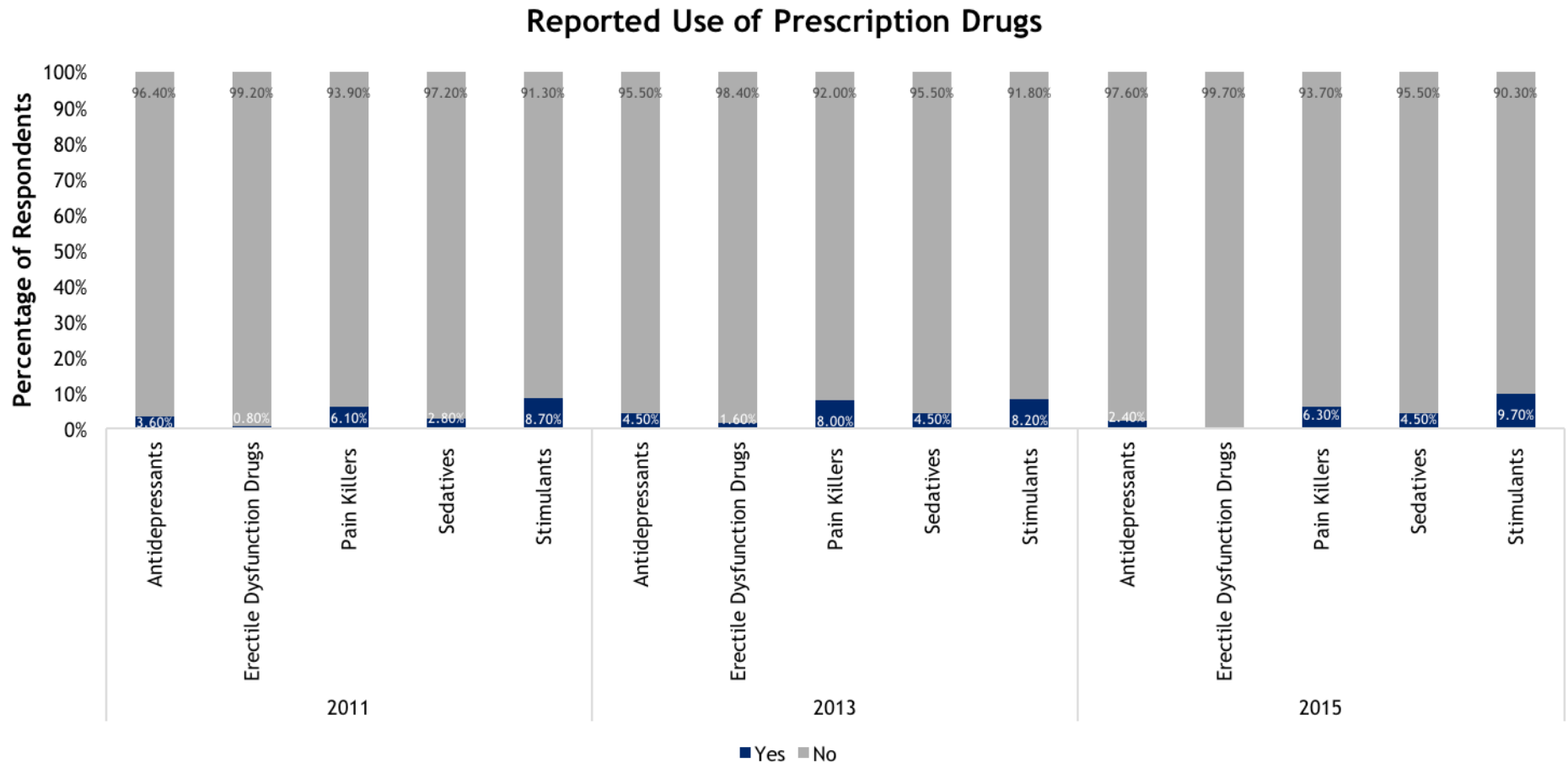


NORTHERN ILLINOIS UNIVERSITY

Wellness Promotion

Division of Student Affairs

Reported Use of Prescription Drugs by NIU Undergraduates



Regardless of the prescription drug, a clear majority of NIU undergraduate students indicated never using or not using a prescription drug that was not prescribed to them in the last twelve months. Of those who indicated that they used a prescription drug in the last 12 months, most indicated either using a stimulant or a pain killer.

*National College Health Assessment

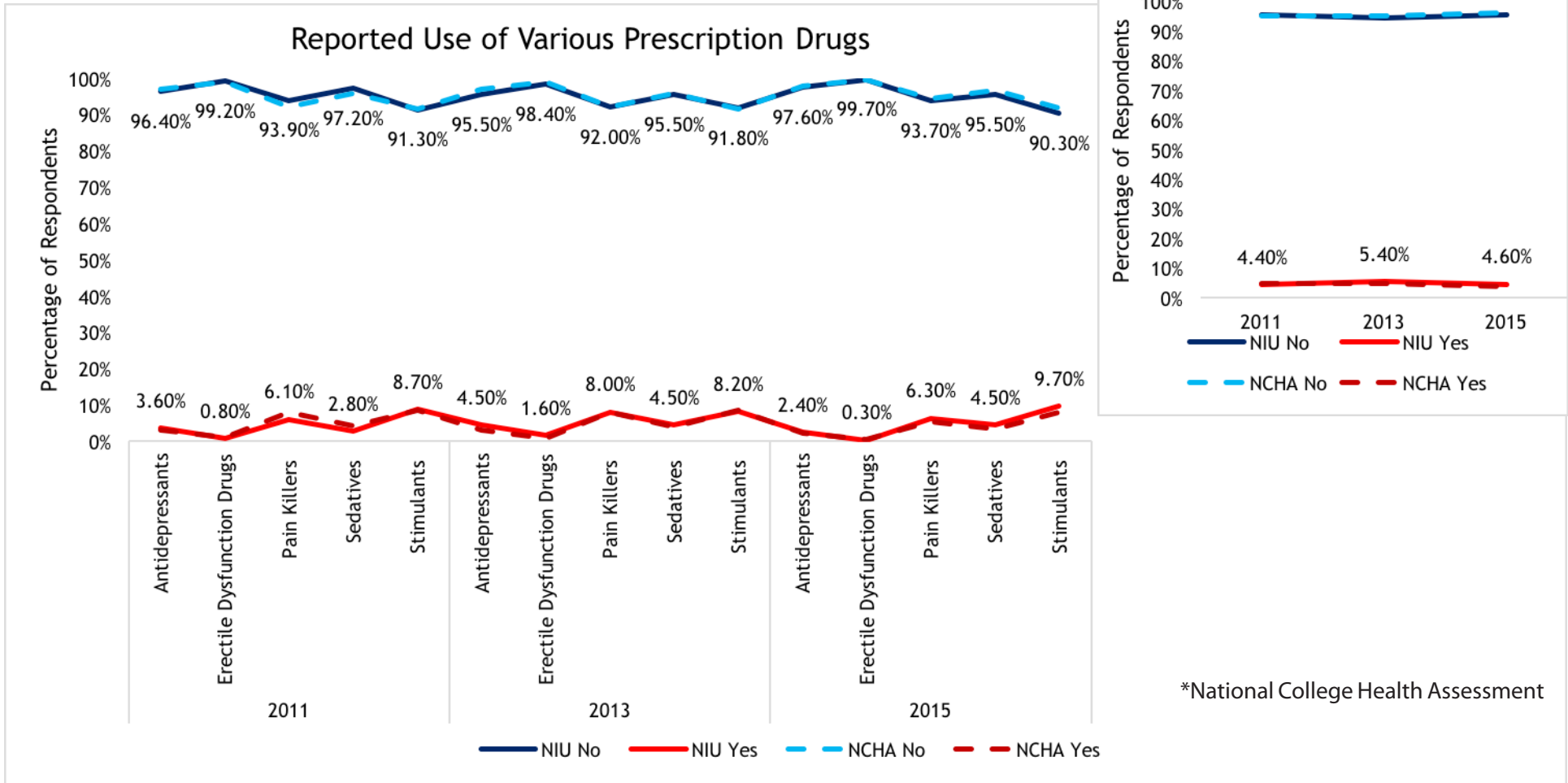


NORTHERN ILLINOIS UNIVERSITY

Wellness Promotion

Division of Student Affairs

NIU Undergraduates Do Not Differ from the NCHA* Reference Group



Note. The data labels are NIU reported percentages.

Regardless of the prescription drug, a clear majority of NIU undergraduate students indicated never using or not using a prescription drug that was not prescribed to them in the last twelve months. Of those who indicated that they used a prescription drug in the last 12 months, most indicated either using a stimulant or a pain killer. This is comparable to the NCHA reference group.

